

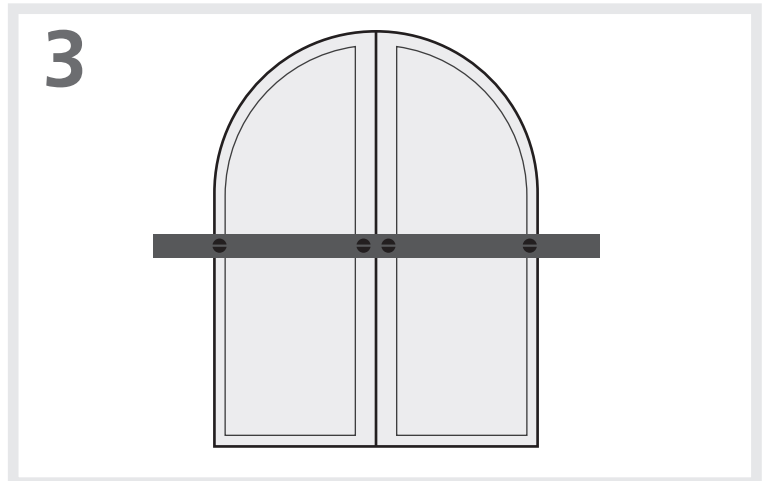
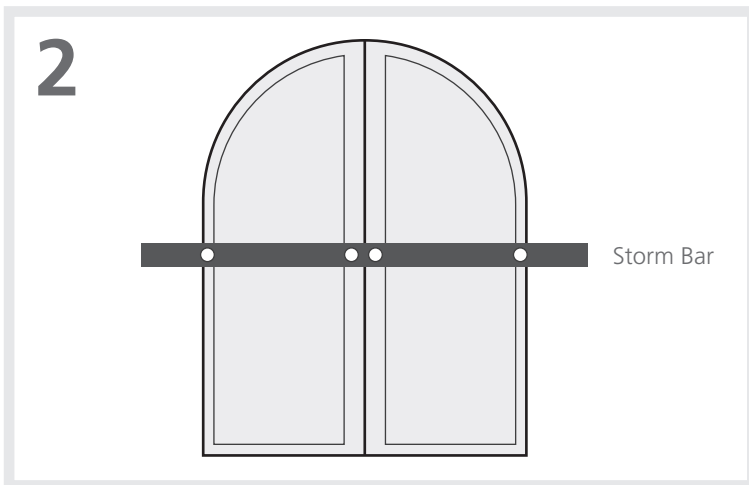
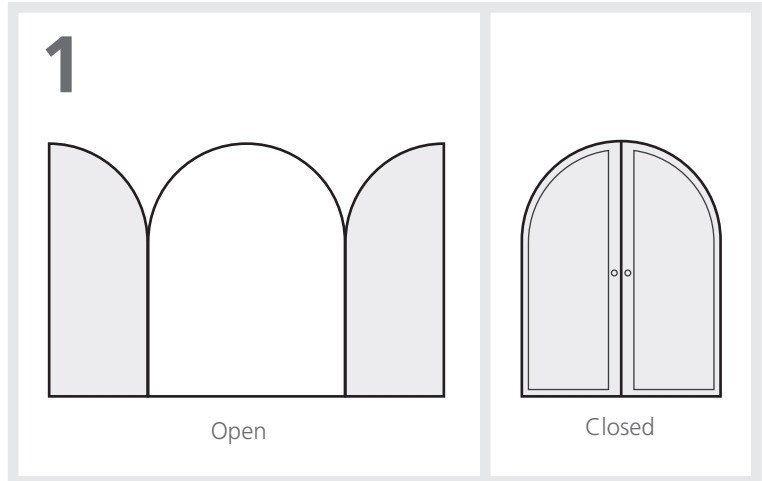
Recommended Tools:  Power Drill  Gloves

Follow all safety precautions when installing hurricane protection. Read directions on power tools and ladders.

INSTRUCTIONS:

1. Close Colonial shutters
2. Place storm bar over shutter & align pre-drilled holes with bolts.
3. Install bolts into hole. **DO NOT OVER TIGHTEN BOLT, IT CAN CAUSE DAMAGE TO ANCHOR & SYSTEM**

NOTE: SOME COLONIALS MAY HAVE 2 BARS



MAINTENANCE: Little to no maintenance. If a part gets stuck or tough to move because of the salty air or dirt use a wax to loosen such as lithium grease or silicone spray (DO NOT use an oil spray like WD40). Shutters can also be cleaned with water and mild detergent/soap.